



85490

Song of Farewell

Dan Schutte

Cantor, Two Part

Keyboard, Guitar, Oboe, Violin, Viola

The attached sheet music is copyrighted material and is protected under United States and international copyright laws. A written license is required before reproducing any copyrighted material in any format. A separate purchase is required for each copy of this sheet music. An OCP receipt serves as verification of purchase and limited permission to photocopy/print the stated number of copies.

Song of Farewell

Based on *In Paradisum*

Dan Schutte
Keyboard accompaniment by Bob Harrold

INTRO Gently (♩. = ca. 54)

Keyboard *mp*


© 1992, 2001, Daniel L. Schutte. Published by OCP Publications. All rights reserved.

*When oboe plays the Intro, keyboard enters here as soloist plays final note.

Oboe, Violin and Viola parts are available from the publisher, edition 70270.

OSTINATO REFRAIN: 1st time: Cantor, All repeat; thereafter: All

Melody *mp*



Go now in peace, faith - ful friend

Harmony *mp*






Go in peace, O friend

VERSES: Cantor *mf*


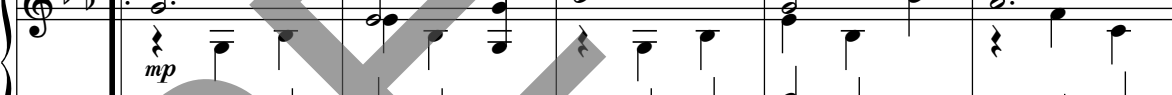



1. I know my Sav -
2. My shep - herd is

***Keyboard I**
Eb *mp* Eb/G Fm



***Keyboard II**
Eb *mp* Eb/G Fm



*Play Keyboard I first few times, then switch to Keyboard II as verses and harmony are added.

of God, as you take our
of God. _____ Take our
1. ior lives! _____ His
2. the Lord. _____ My

A♭maj7/E♭ B♭7 B♭ Fm A♭maj7
A♭maj7/E♭ B♭7 B♭ Fm A♭maj7

The musical score consists of five systems. The first system contains two vocal staves with lyrics. The second system continues the vocal lines with lyrics and blank lines for notes. The third system shows the piano accompaniment with two staves and chord symbols: A♭maj7/E♭, B♭7, B♭, Fm, and A♭maj7. The fourth system continues the piano accompaniment with the same chord symbols. A large 'PREVIEW' watermark is overlaid diagonally across the page.

love _____ in - to par - a - dise.

love to par - a - dise.

1. voice will bid me rise
2. spir - it wants for noth -

Bb7 Bb Eb Ab Eb

Bb7 Bb Eb Ab Eb

The musical score is written in B-flat major (two flats) and 4/4 time. It consists of five systems. The first system has two vocal staves. The second system has two vocal staves with lyrics. The third system is a piano accompaniment with two staves. The fourth system is a piano accompaniment with two staves. The fifth system is a piano accompaniment with two staves. A large 'PREVIEW' watermark is overlaid diagonally across the page.

God's ho - ly an - gels will
God's own an - gels
1. a - gain! And on that
2. ing more. In val - leys

Ebsus4 Eb Eb/G

Ebsus4 Eb Eb/G

The musical score is written in E-flat major (three flats) and 4/4 time. It consists of five systems. The first two systems are vocal lines. The third system contains two vocal lines with lyrics. The fourth and fifth systems are piano accompaniment for the right and left hands, respectively. The piano part features a steady bass line and chords in the right hand. A large 'PREVIEW' watermark is overlaid diagonally across the page.

lead you home to the wide

lead you home; _____ fa -

1. fi - nal day _____ I
2. fresh and green _____ I

Ab Eb/G Fm7 Eb/G

Ab Eb/G Fm7 Eb/G

wait - ing arms of the Lord.

- vored of the Lord.

1-2. shall re - jice with the Lord.

Cm Fm7 Bb7 Eb Ab/Eb Eb

Cm Fm7 Bb7 Eb Ab/Eb Eb

The image shows a musical score for a song. It consists of five systems of music. The first three systems are vocal lines in treble clef, with lyrics underneath. The lyrics are: "wait - ing arms of the Lord." (first line), "- vored of the Lord." (second line), and "1-2. shall re - jice with the Lord." (third line). The fourth and fifth systems are piano accompaniment in grand staff (treble and bass clefs). Above the piano accompaniment, there are two lines of chord symbols: Cm Fm7 Bb7 Eb Ab/Eb Eb and Cm Fm7 Bb7 Eb Ab/Eb Eb. A large, semi-transparent watermark "PREVIEW" is oriented diagonally across the page.

To Refrain, Final

(*Fine*)

To Refrain, Final

(*Fine*)

To Refrain, Final

A \flat /E \flat E \flat

last time molto rit.

(*Fine*)

To Verses

A \flat E \flat /G Fm B \flat 7sus2 B \flat

Song of Farewell

(Guitar/Vocal)

Based on *In Paradisum*

Dan Schutte

INTRO *Gently* (♩. = ca.54)

Capo 1: (D) Eb (D/F#) Eb/G (G) Ab (D/F#) Eb/G (Em) Fm

mp

(Oboe/Keyboard)

(D/F#) Eb/G (Bm) Cm (Em) Fm (A7) Bb7 (D) Eb*

(G/D) Ab/Eb (D) Eb (G/D) Ab/Eb (D) Eb

OSTINATO REFRAIN: 1st time: Cantor, All repeat; thereafter: All

mp (D) Eb (D/F#) Eb/G (Em) Fm (Gmaj7/D) Abmaj7/Eb (A7) Bb7 (A) Bb

Go now in peace, faith - ful friend of God, as you

VERSES: Cantor

mf

1. I know my Sav - ior the lives! _____
 2. My shep - herd is the Lord. _____

(Em) Fm (Gmaj7) Abmaj7 (A7) Bb7 (A) Bb (D) Eb (G) Ab (D) Eb

take our love _____ in - to par - a - dise. _____

1. His voice will bid me rise
 2. My spir - it wants for noth -

*When oboe plays the Intro, guitar enters here as soloist plays final note.

(Dsus4) Eb/sus4 (D) Eb (D/F#) Eb/G (G) Ab (D/F#) Eb/G

God's ho - ly an - gels will lead you

1. a - gain! And on that fi - nal
2. ing - more. In val - tays fresh and

(Em7) Fm7 (D/F#) Eb/G (Bm) Cm (Em7) Fm7 (A7) Bb7

home to the wide wait - ing arms of the

1. day _____ I shall re - jice with the
2. green _____ I shall re - jice with the

(D) Eb (G/D) Ab/Eb (D) Eb (G/D) Ab/Eb (D) Eb (Fine)

Lord. _____ (Keyboard)

To Refrain, Final last time molto rit.

1-2. Lord. _____ (Keyboard)

To Refrain, Final last time molto rit. (Fine)

To Verses (G) Ab (D/F#) Eb/G (Em) Fm (A7sus2) Bb7sus2 (A) Bb

(Keyboard)

G/D
xx0

A7sus2
x0000

Gmaj7/D
xx000

Assembly Edition

SONG OF FAREWELL

Dan Schutte

Ostinato Refrain: 1st time: Cantor, All repeat; thereafter: All

Go now in peace, faith-ful friend of God, as you
take our love in-to par - a - dise.
God's ho - ly an - gels will lead you home to the
wide wait - ing arms of the Lord.

Verses: Cantor

1. I know my Savior lives!
His voice will bid me rise again!
And on that final day
I shall rejoice with the Lord.
2. My shepherd is the Lord,
My spirit wants for nothing more.
In valleys fresh and green
I shall rejoice with the Lord.

© 1992, Daniel L. Schutte. Published by OCP Publications, 5536 NE Hassalo, Portland, OR 97213. All rights reserved.

For reprint permissions, please visit OneLicense.net or contact us at 1-800-663-1501.

Performance Notes

One of the things we need to do as part of celebrating the funeral rites is to say “goodbye” to our loved one and to give them over to the care of God. This piece, based on the traditional *In Paradisum* text, allows us to do that in song.

In the Order of Christian Funerals, the Song of Farewell is part of the Final Commendation, which is usually celebrated in the church at the end of the funeral liturgy. This song can be used at the graveside as well. Psychologically, this is usually where the real moment of departure takes place. It may be helpful to use this piece both in the church and at the graveside, thus allowing people time to bid their farewell.

This piece is very simple and can be performed with or without accompaniment. The basis for the piece is a continuing ostinato refrain, which can be increasingly embellished to build the song’s intensity by adding verses, harmonies, descants, solo instruments and a fuller keyboard accompaniment.

—Dan Schutte