

Blessed Are You, Lord

Edition # 21068-Z1

Jackie François

Keyboard accompaniment by David Brinker

INTRO (♩ = ca. 70)

Keyboard

Ab Dbmaj9 Ab Dbmaj9

VERSES

1. Your bod - y, your blood, u - ni - ted with us.
2. One heart, one mind, one fam - i - ly

Ab Dbadd9 Ab

Ab

1. Your gra - ces of love
2. with - ges and saints

Dbadd9 Ab Dbadd9

Dbadd9 Ab Dbadd9

1. poured out from a - boy
2. give praise to the


1, 2. As heav - en kiss - es earth

Ab Dbadd9 Bbm Ab/C

Ab Dbadd9 Bbm Ab/C

1, 2. _____ we joy - ous - ly _____ pro - claim, _____


Dbadd9 Bbm Ab/C Dbadd9



REFRAIN


"Bless-ed are _____ you, Lord; God for ev - er, _____ God of cre - a - tion! _____

Ab Dbadd9 Fm Eb Dbadd9



Bless - ed are _____ you, Lord; God for - ev - er, _____ God of cre - a -

Ab Dbadd9 Fm Eb to Coda ⊕



1 to Verse 2

- tion!"__

1 to Verse 2

Dbadd9 Ab Dbmaj9 Ab Dbadd9

Detailed description: This system contains the first measure of the piece. The vocal line starts with a quarter note followed by a dotted quarter note. The piano accompaniment features a bass line with a half note and a treble line with a half note. Chords are indicated above the staff: Dbadd9, Ab, Dbmaj9, Ab, and Dbadd9.

2 to Bridge

- tion!"__ The

2 to Bridge

Dbadd9 Dbmaj7 Eb/Db Dbmaj7 Fm/Eb Eb

Detailed description: This system contains the second measure. The vocal line continues with a quarter note and a dotted quarter note. The piano accompaniment continues with a bass line and a treble line. Chords are indicated above the staff: Dbadd9, Dbmaj7, Eb/Db, Dbmaj7, Fm/Eb, and Eb.

3 BRIDGE

- tion!"__ an - gels and be - fore you__ now and praise you night and__

3 D.S.

Dbadd9 D.S. Dbmaj7 Fm/Eb Dbmaj7

Detailed description: This system contains the third measure, which is the start of the bridge. The vocal line includes the lyrics "an - gels and be - fore you__ now and praise you night and__". The piano accompaniment features a bass line and a treble line. Chords are indicated above the staff: Dbadd9, D.S., Dbmaj7, Fm/Eb, and Dbmaj7.

D.S.

day. Re-sound-ing in their heav'n-ly song, we join them as we say,

E \flat *D \flat maj7* *E \flat* *D \flat maj7/F* *E \flat /G* *D.S.*

\oplus CODA

- tion! God for-ev - er,

D \flat add9 *E \flat /D \flat* *D \flat add9*

God of cre-a - tion!"

E \flat /D \flat *D \flat add9* *E \flat /D \flat* *D \flat add9* *E \flat /D \flat*

Blessed Are You, Lord

(Guitar/Vocal)

Edition # 21068-Z2

Jackie François

INTRO (♩ = ca. 70)

Capo 1: (G) A \flat (Cmaj9) D \flat maj9 (G) A \flat (Cmaj9) D \flat maj9

VERSES

(G) A \flat (Cadd9) D \flat add9 (G) A \flat

1. Your bod - y, your u - ni - ted with us.
 2. One heart, one mind, one fam - i - ly

(Cadd9) D \flat add9 (G) A \flat (Cadd9) D \flat add9

1. _____ ces of love _____
 2. _____ wh - an - gels and saints _____

(G) A \flat (Cadd9) D \flat add9 (Am) B \flat m (G/B) A \flat /C

1. poured out _____ from a - bove. As heav - en kiss - es earth -
 2. give praise _____ to _____ the _____

(Cadd9) D \flat add9 (Am) B \flat m (G/B) A \flat /C (Cadd9) D \flat add9

Melody

1, 2. _____ we joy - ous - ly _____ pro - claim, -

Harmony

2. heav - en kiss - es earth _____ pro - claim, _____

REFRAIN

(G) Ab (Cadd9) Dbadd9 (Em) Fm (D) Eb (Cadd9) Dbadd9

"Bless-ed are ___ you, Lord; God for-ev - er, ___ God of cre-a - tion! ___

(G) Ab (Cadd9) Dbadd9 (Em) Fm (D) Eb to Coda ⊕

Bless - ed are ___ you, Lord; God for-ev - er, ___ God of cre - a -

1 (Cadd9) Dbadd9 (G) Ab (Cmaj7) Dbmaj7 (G) Ab (Cadd9) Dbadd9 (let ring) to Verse 2

- tion!" ___

2 (Cadd9) Dbadd9 (Cmaj7) Dbmaj7 (D) Eb (Cmaj7) Dbmaj7 (Em/D) Fm/Eb (D) Eb to Bridge 3 (Cadd9) Dbadd9 D.S.

- tion!" ___ The - tion!" ___

BRIDGE

(Cmaj7) (D) (Cmaj7) (D)
 Dbmaj7 Eb Dbmaj7 Eb

an - gels stand be - fore you — now and praise you night and — day. Re -

(Cmaj7) (D) (Cmaj7/E) (D/F#)
 Dbmaj7 Eb Dbmaj7/F Eb/G

sound - ing in their — heav'n — ing, we join them as we say, *D.S.*

⊕ CODA

(Cadd9) (D/C) (Cadd9) (D/C)
 Dbadd9 Eb Dbadd9 Eb/Db

- tion! — God for - ev - er, — God of cre - a -

(Cadd9) (D/C) (Cadd9) (D/C)
 Dbadd9 Eb/Db Dbadd9 Eb/Db

- tion!" —

Blessed Are You, Lord

(Guitar/Vocal)

Edition # 21068-Z2

Jackie François

INTRO (♩ = ca. 70)

Capo 1: (G) Ab (Cmaj9) Dbmaj9 (G) Ab (Cmaj9) Dbmaj9

VERSES

(G) Ab (Cadd9) Dbadd9 (G) Ab

1. Your bod - y, your u - ni - ted with us.
 2. One heart, one mind, one fam - i - ly

(Cadd9) Dbadd9 (G) Ab (Cadd9) Dbadd9

1. _____ ces of love _____
 2. _____ wh - an - gels and saints _____

(G) Ab (Cadd9) Dbadd9 (Am) Bbm (G/B) Ab/C

1. poured out _____ from a - bove. As heav - en kiss - es earth -
 2. give praise _____ to _____ the _____

(Cadd9) Dbadd9 (Am) Bbm (G/B) Ab/C (Cadd9) Dbadd9

Melody

1, 2. _____ we joy - ous - ly _____ pro - claim, -

Harmony

2. heav - en kiss - es earth _____ pro - claim, _____

REFRAIN

(G) Ab (Cadd9) Dbadd9 (Em) Fm (D) Eb (Cadd9) Dbadd9

"Bless-ed are ___ you, Lord; God for-ev - er, ___ God of cre-a - tion! ___

(G) Ab (Cadd9) Dbadd9 (Em) Fm (D) Eb to Coda ⊕

Bless - ed are ___ you, Lord; God for-ev - er, ___ God of cre - a -

1 (Cadd9) Dbadd9 (G) Ab (Cmaj7) Dbmaj7 (G) Ab (Cadd9) Dbadd9 (let ring) to Verse 2

- tion!" ___

2 (Cadd9) Dbadd9 (Cmaj7) Dbmaj7 (D) Eb (Cmaj7) Dbmaj7 (Em/D) Fm/Eb (D) Eb to Bridge 3 (Cadd9) Dbadd9 D.S.

- tion!" ___ The - tion!" ___

BRIDGE

(Cmaj7) (D) (Cmaj7) (D)
 Dbmaj7 Eb Dbmaj7 Eb

an - gels stand be - fore you — now and praise you night and — day. Re -

(Cmaj7) (D) (Cmaj7/E) (D/F#)
 Dbmaj7 Eb Dbmaj7/F Eb/G

sound - ing in their — heav'n - — ing, we join them as we say, *D.S.*

⊕ CODA

(Cadd9) (D/C) (Cadd9) (D/C)
 Dbadd9 Eb Dbadd9 Eb/Db

- tion! — — — — — God of cre - a -

God for - ev - er, — — — — —

(Cadd9) (D/C) (Cadd9) (D/C)
 Dbadd9 Eb/Db Dbadd9 Eb/Db

- tion!" — — — — —

Blessed Are You, Lord

Edition # 70989-Z3

SOLO INSTRUMENT

Jackie François
Arranged by David Brinker

INTRO (♩ = ca. 70)

Ab Dbmaj9 Ab Dbmaj9

Melody

Harmony 1

Harmony 2

mf

mp

VERSES 1, 2

Ab

mf

play second time only

Dbadd9 Ab Dbadd9 Ab Dbadd9 Ab

mp

play second time only

Dbadd9 Bbm Ab/C Bbm Ab/C Dbadd9

BLESSED ARE YOU, LORD (Solo Instrument in C), pg. 2 of 4

♩ REFRAIN

Ab Dbadd9 Fm Eb Dbadd9

f

Ab Dbadd9 Fm Eb to Coda ⊕ 1 Dbadd9

f

Ab Dbmaj9 Ab Dbadd9 2 Dbadd9

to Verse 2

mf

enter here

mf enter here

mf

mf

BLESSED ARE YOU, LORD (Solo Instrument in C), pg. 3 of 4

Dbmaj7 Eb/Db Dbmaj7 Fm/Eb Eb to Bridge 3 Dbadd9 D.S.

mf mp

BRIDGE

Dbmaj7 Eb Dbmaj7 Eb

mp

Dbmaj7 Eb Dbmaj7/F Eb/G D.S.

cresc. f

BLESSED ARE YOU, LORD (Solo Instrument in C), pg. 4 of 4

⊕ CODA

Dbadd9 Eb/Db Dbadd9

mf

Eb/Db Dbadd9 Eb/Db Dbadd9 Eb/Db

mp

SAMUEL

Blessed Are You, Lord

Edition # 70990-Z3

SOLO INSTRUMENT in Bb

Jackie François
Arranged by David Brinker

INTRO (♩ = ca. 70)

VERSES 1, 2

The musical score is written in B-flat major (two flats) and 4/4 time. It consists of three systems of staves. The first system includes an Intro and the beginning of Verses 1 and 2. The second system continues the verses. The third system concludes the verses. The score features three staves: Melody, Harmony 1, and Harmony 2. The Intro is marked with a tempo of ca. 70. The first system includes a double bar line and repeat signs. The second system includes a 'play second time only' instruction. The third system includes a 'play second time only' instruction. The score includes various chords and dynamics such as *mf* and *mp*. A large watermark 'PIANAS' is overlaid on the score.

Chords: Bb, Ebmaj9, Bb, Ebmaj9, Bb, Ebadd9, Bb, Ebadd9, Bb, Ebadd9, Cm, Bb/D, Ebadd9, Cm, Bb/D, Ebadd9.

Dynamics: *mf*, *mp*.

Tempo: (♩ = ca. 70).

Rehearsal marks: *play second time only*.

BLESSED ARE YOU, LORD (Solo Instrument in B \flat), pg. 2 of 4

REFRAIN

Chords: B \flat , Ebadd9, Gm, F, Ebadd9

f

Chords: B \flat , Ebadd9, Gm, F, to Coda \oplus , 1 Ebadd9

to Coda \oplus

1 Ebadd9

Chords: B \flat , Ebmaj9, B \flat , Ebadd9, 2 Ebadd9

to Verse 2

enter here

mf

enter here

mf

mf

BLESSED ARE YOU, LORD (Solo Instrument in B \flat), pg. 3 of 4

E \flat maj7 *F/E \flat* *E \flat maj7* *Gm/F* *F* *to Bridge* *3* *E \flat add9* *D.S.*

BRIDGE

E \flat maj7 *F* *E \flat maj7* *F*

E \flat maj7 *F* *E \flat maj7/G* *F/A* *D.S.*

BLESSED ARE YOU, LORD (Solo Instrument in B \flat), pg. 4 of 4

⊕ CODA

E \flat add9

F/E \flat

E \flat add9

The first system of the CODA section consists of three staves. The top staff begins with a treble clef and a key signature of two flats (B \flat major). It contains a series of eighth and sixteenth notes, with some notes beamed together. The middle staff continues the melodic line with similar rhythmic patterns. The bottom staff provides a harmonic accompaniment with chords and single notes. A large, bold, black watermark reading "SAMPLE" is oriented vertically across the center of the page, partially obscuring the musical notation.

F/E \flat

E \flat add9

F/E \flat

E \flat add9

F/E \flat

The second system of the CODA section continues the musical piece. It also consists of three staves. The notation is similar to the first system, with a focus on rhythmic patterns and harmonic support. The watermark "SAMPLE" remains prominent in the center of the page.

Blessed Are You, Lord

Edition # 70991-Z3

SOLO INSTRUMENT in Eb

Jackie François
Arranged by David Brinker

INTRO (♩ = ca. 70)

VERSES 1, 2

F Bbmaj9 F Bbmaj9 F

Melody

Harmony 1

Harmony 2

mf

mf

mp

play second time only

Bbadd9 F Bbadd9 F Bbadd9 F

play second time only

mp

Bbadd9 Gm F/A Bbadd9 Gm F/A Bbadd9

BLESSED ARE YOU, LORD (Solo Instrument in E \flat), pg. 2 of 4

♩ REFRAIN

F B \flat add9 Dm C B \flat add9

f

f

f

F B \flat add9 Dm C to Coda ⊕ 1 B \flat add9

f

f

f

F B \flat maj9 F B \flat add9 2 B \flat add9

to Verse 2

mf

mf

mf

BLESSED ARE YOU, LORD (Solo Instrument in E \flat), pg. 3 of 4

to Bridge 3 D.S.

B \flat maj7 C/B \flat B \flat maj7 Dm/C C B \flat add9

The first system of music consists of three staves. The top staff begins with a B \flat major 7 chord and contains a half note followed by a quarter note. The middle staff starts with a mezzo-forte (mf) dynamic and contains a half note followed by a quarter note. The bottom staff has a whole rest for the first two measures. The system concludes with a triplet of eighth notes and a dynamic marking of mezzo-piano (mp). A large watermark 'SAMPLE' is overlaid across the middle of the system.

BRIDGE

B \flat maj7 C B \flat maj7 C

The bridge section consists of three staves. The top staff begins with a B \flat major 7 chord and contains a half note followed by a quarter note. The middle staff starts with a mezzo-forte (mf) dynamic and contains a half note followed by a quarter note. The bottom staff has a whole rest for the first two measures. The system concludes with a triplet of eighth notes and a dynamic marking of mezzo-piano (mp). A large watermark 'SAMPLE' is overlaid across the middle of the system.

B \flat maj7 C B \flat maj7/D C/E D.S.

cresc. f

cresc. f

cresc. f

The final system consists of three staves. The top staff begins with a B \flat major 7 chord and contains a half note followed by a quarter note. The middle staff starts with a crescendo (cresc.) dynamic and contains a half note followed by a quarter note. The bottom staff has a whole rest for the first two measures. The system concludes with a triplet of eighth notes and a dynamic marking of forte (f). A large watermark 'SAMPLE' is overlaid across the middle of the system.

BLESSED ARE YOU, LORD (Solo Instrument in E \flat), pg. 4 of 4

⊕ CODA

B \flat add9 C/B \flat B \flat add9

mf

C/B \flat B \flat add9 C/B \flat B \flat add9 C/B \flat

mp

mp

mp

WE
RE
SAMPLE
S

Blessed Are You, Lord

Edition # 70992-Z3

DRUMS

Jackie François
Drum arrangement by Alan Tarpinian

Ride Crash let ring Closed High Hat Open High Hat Cross Stick High Tom rolls

Kick Drum High Hat foot Snare Low Tom

INTRO (♩ = ca. 70)

Vocal line: $\text{♩} = \text{ca. } 70$

Drum line: 4/4 time signature

Vocal line: 1. Your bod - y, your blood, u - ni - ted with us. _____
2. One heart, one mind, one fam - i - ly _____

1st time: Brushes
2nd time: Sticks

Drum line: 4/4 time signature

Vocal line: 1. Your gra - ces of love _____ poured out _____ from a - bove. _____
2. with an - gels and saints _____ give praise _____ to _____ thee. _____

Drum line: 4/4 time signature

Vocal line: 1, 2. As heav-en kiss - es earth _____ we joy-ous-ly _____ pro - claim, _____

Drum line: 4/4 time signature, ending with a Fill

REFRAIN

"Bless - ed are you, Lord; God for-ev - er, God of cre-a - tion! —

Bless - ed are you, Lord; God for-ev er, God of cre-a - tion!" —

- tion!" —

The - tion!" —

Fill

to Coda ⊕ 1

to Coda ⊕ 1

2

Fill

2

3

D.S.


3

Fill

D.S.


BRIDGE

an - gels stand be - fore you — now and praise you night and — day. Re -



sound - ing in their — heav'n - ly — song, we join them as we say,


D.S.



⊕ CODA

- tion!" — God for - ev -

Fill



- er, — God of cre - a - tion!" —

Fill



Fill

l.r.

