

COME, TASTE AND SEE

REFRAIN (♩ = 120-132)

Melody

Keyboard

D G D D/F#

All you who are thirst - y, come

Gadd9 Asus4 D

to the wa - ter! Though you have no

G D D/F# Gadd9 Asus4 A

mon - ey, come, eat and drink!


Text: Refrain based on Isaiah 55:1-3; verses based on John 10:10, 14; 15:4-6; 7:37-38; 6:55-57; John D. Becker, b. 1953.

Music: John D. Becker.

Text and music © 1989, John D. Becker. Published by OCP Publications. All rights reserved.


F#m Bm Em A D/F#

Why spend your mon - ey for what is not food, your wa - ges for




Gadd9 Asus4 A G D/F#

what fails to sat - is - fy Hear me and heed me, and




Em Bm G Cadd9

you shall eat well; lis - ten, and your souls will



Asus4 A D

live. Come, taste and see!



COME, TASTE AND SEE, cont. (3)

Chord progression: Cadd9, G/B, A, to Verses, A, D, Fine

VERSES

Chord progression: D, D/F#, G, F#m, Em

1. I have come bring - ing you new life, life o - ver -
 2. I am the vine; come, be my branch - es. Come to me,
 3. From me shall flow life - giv - ing wa - ter, quench - ing your

Chord progression: Bm, Asus4, D, D/F#

1. flow - ing a - bun - dant ly. I am the Good Shep - herd;
 2. live in me, draw life from Cut off ___ from me, ___
 3. thirst ___ e - ter - nal - ly. I give ___ my bod - y,

Chord progression: G, F#m, Em, Bm

1. I know my sheep. ___ Co ___ to my pas - ture;
 2. you can do noth - ing. ___ With me, your lives will bear
 3. I pour my life - blood. Here is real food and drink;

Asus4 A Asus4 A D D.C.

1. come, taste and see!
2. fruit; taste and see!
3. come, taste and see!

D.C.

The musical score consists of two systems. The first system is a vocal line in G major (one sharp) and 4/4 time. It features a melody of quarter notes: G4, A4, B4, G4, A4, B4, G4, A4, B4, G4. Above the staff, the chords are labeled: Asus4, A, Asus4, A, D, and D.C. Below the staff, three lines of lyrics are provided for different vocal parts. The second system is a piano accompaniment in G major and 4/4 time. The right hand plays a melody of quarter notes: G4, A4, B4, G4, A4, B4, G4, A4, B4, G4. The left hand plays a bass line of quarter notes: G3, B2, D3, G3, B2, D3, G3, B2, D3, G3. The piece concludes with a D.C. (Da Capo) instruction.

SAMPLE