

# I KNOW THAT MY REDEEMER LIVES

D A D G D E7 A

1. I know that my Re - deem - er lives!  
 2. He lives tri - um - phant from the grave;  
 3. He lives to si - lence all my fears;  
 4. He lives, all glo - ry to his name!

D G D A7 D A

1. What joy the blest as sur - ance gives!  
 2. He lives e - ter - nal - ly - to save;  
 3. He lives to wipe a way to my tears;  
 4. He lives, my Sav - ior, still the same;

D A D G A

1. He lives, he lives, who once was dead;  
 2. He lives in maj - es - ty a - bove;  
 3. He lives to calm my trou - bled heart;  
 4. What joy this blest as - sur - ance gives:

D A7 D G D/A A7 D

1. He lives, my ev - er - liv - ing head!  
 2. He lives to guide his Church in love.  
 3. He lives all bless - ings to im - part.  
 4. I know that my Re - deem - er lives!


Note: When guitar and keyboard play together, keyboardists should improvise using the guitar chords above the melody.

Text: LM; based on Job 19:25; Samuel Medley, 1738-1799, alt.  
 Music: DUKE STREET; John Hatton, ca. 1710-1793.


# I KNOW THAT MY REDEEMER LIVES




1. I know that my Re - deem - er \_\_\_\_\_ lives!
2. He lives tri - um - phant \_\_\_\_\_ from the \_\_\_\_\_ grave;
3. He lives to si - lence \_\_\_\_\_ all my \_\_\_\_\_ fears;
4. He lives, all glo - ry \_\_\_\_\_ to his \_\_\_\_\_ name!



1. What joy the blest as - sur - ance gives!
2. He lives e - ter - nal - ly to save;
3. He lives to wipe a - way my tears;
4. He lives, my Sav - ior, still the same;



1. He lives, he lives, \_\_\_\_\_ who \_\_\_\_\_ once \_\_\_\_\_ was \_\_\_\_\_ dead;
2. He lives in maj - es - ty \_\_\_\_\_ a - bove;
3. He lives to calm \_\_\_\_\_ my \_\_\_\_\_ trou - bled \_\_\_\_\_ heart;
4. What joy this blest \_\_\_\_\_ as - sur - ance \_\_\_\_\_ gives:



1. He lives, my ev - er - liv - ing head!
2. He lives to guide \_\_\_\_\_ his Church in love.
3. He lives all bless - ings to im - part.
4. I know that my \_\_\_\_\_ Re - deem - er lives!

**Note:** When guitar and keyboard play together, keyboardists should improvise using the guitar chords above the melody.


Text: LM; based on Job 19:25; Samuel Medley, 1738-1799, alt.

Music: DUKE STREET; John Hatton, ca. 1710-1793; guitar acc. © 1995, 1997, OCP. All rights reserved.


# I KNOW THAT MY REDEEMER LIVES



1. I know that my Re - deem - er \_\_\_\_\_ lives!
2. He lives tri - um - phant \_\_\_\_\_ from the \_\_\_\_\_ grave;
3. He lives to si - lence \_\_\_\_\_ all my \_\_\_\_\_ fears;
4. He lives, all glo - ry \_\_\_\_\_ to his \_\_\_\_\_ name!



1. What joy the blest as - sur - ance gives!
2. He lives e - ter - nal - ly to save;
3. He lives to wipe a - way my tears;
4. He lives, my Sav - ior, still the same;



1. He lives, he lives, \_\_\_\_\_ who \_\_\_\_\_ once \_\_\_\_\_ was \_\_\_\_\_ dead;
2. He lives in maj - es - ty \_\_\_\_\_ a - bove;
3. He lives to calm \_\_\_\_\_ my \_\_\_\_\_ trou - bled \_\_\_\_\_ heart;
4. What joy this blest \_\_\_\_\_ as - sur - ance \_\_\_\_\_ gives:



1. He lives, my ev - er - liv - ing head!
2. He lives to guide \_\_\_\_\_ his Church in love.
3. He lives all bless - ings to im - part.
4. I know that my \_\_\_\_\_ Re - deem - er lives!

**Note:** When guitar and keyboard play together, keyboardists should improvise using the guitar chords above the melody.

Text: LM; based on Job 19:25; Samuel Medley, 1738-1799, alt.

Music: DUKE STREET; John Hatton, ca. 1710-1793; guitar acc. © 1995, 1997, OCP. All rights reserved.

# I KNOW THAT MY REDEEMER LIVES

TRUMPET in B $\flat$ : Use with keyboard edition only.

Musical score for Trumpet in B $\flat$ , keyboard edition only. The score is in 4/4 time and consists of three staves. The first staff begins with a dynamic marking of *f* and includes accents over the first and fourth measures. The second staff features dynamics of *mf* and *f* with slurs and accents. The third staff includes dynamics of *f*, *ff*, *mf*, and *f* with slurs and accents. A large, semi-transparent watermark reading 'PREVIEW' is overlaid diagonally across the score.

Music: DUKE STREET; John Hatton, ca. 1710–1793; arr. by Randall DeBruyn, b. 1947, © 1995, OCP. All rights reserved.

TRUMPET in B $\flat$ : Use with guitar edition only.

Musical score for Trumpet in B $\flat$ , guitar edition only. The score is in 4/4 time and consists of three staves. The first staff begins with a dynamic marking of *f* and includes accents over the first and fourth measures. The second staff features dynamics of *mf* and *f* with slurs and accents. The third staff includes dynamics of *mf* and *f* with slurs and accents. A large, semi-transparent watermark reading 'PREVIEW' is overlaid diagonally across the score.

Music: DUKE STREET; John Hatton, ca. 1710–1793; arr. by Randall DeBruyn, b. 1947, © 1995, OCP. All rights reserved.