


Para Amar como Tú

Santiago Fernández and Jesse Manibusan
Acc. by Scott Soper

INTRO *Moderato* (♩ = ca. 96)

D A Bm Gadd9 Em7 A sus4 D



♩ REFRAIN


O God, great is your love, — ev - er - last - ing and true. —

D A Bm Gadd9 D Em7



Se - ñor, da - nos tu a - mor —

A sus4 A D A Bm Gadd9



© 2008, 2017, Santiago Fernández and Jesse Manibusan. Published by Spirit & Song®, a division of OCP. All rights reserved.

English translation: Lord, give us your love that we may love like you.

Para Amar como Tú (2)

The musical score is divided into three systems. The first system contains the first two measures of the vocal line and piano accompaniment. The vocal line starts with a rest, followed by the lyrics "pa-ra a-mar co-mo tú." and a fermata. The piano accompaniment features a melody in the right hand and a bass line in the left hand. Chords Em7 and Asus4 are indicated above the first two measures, and a D chord is indicated above the third measure. The system concludes with a double bar line and a repeat sign, followed by measures 2-5 and a "to Verses" instruction.

The second system contains measures 6 and 7. Measure 6 is a whole rest for the vocal line. Measure 7 contains the lyrics "pa-ra a-mar co-mo tú." and a fermata. The piano accompaniment continues with the same melodic and bass lines. Chords D, G/B, and A/C# are indicated above measure 6, and D, G, Asus4, D, and A are indicated above measure 7. The system concludes with a double bar line and a "Final" instruction.


The third system contains measures 8 and 9. Measure 8 features a melody in the right hand and a bass line in the left hand, with a "rit." (ritardando) marking. Chords Bm and Gadd9 are indicated above the first two measures of this system. Measure 9 continues the melody and bass line, with chords Em7, Asus4, and D indicated above. The system concludes with a double bar line and a "Fine" instruction.

Para Amar como Tú (3)

VERSES

1. To feed the hun - gry,
2. To clothe the na - ked,
3. To love our neigh - bor,
4. To work for jus - tice, } *y a-mar co-mo tú.* _____

D Em7 D/F# G Em7 A/C# A



1. To wel - come the strang - er,
2. To bring your for - give - ness,
3. To shel - ter the home - less,
4. To ran - som the cap - tive, } *y a-mar co-mo tú.* _____

Bm Em7 D/F# G Em7 Asus4 A G/B A/C#

D.S.

