

Praise the Lord, Jerusalem

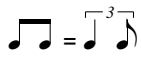
Edition # 70945-Z3



DRUMS

Psalm 147:12-13, 14-15, 19-20



Angus McDonell

Arr. AT

INTRO *Reggae* (♩ = ca. 128) 



REFRAIN



Refrain text © 1969, 1981, 1997, ICEL. All rights reserved. Used with permission. Verses text © 1970, 1997, 1998, CCD. All rights reserved. Used with permission. Music © 2007, Angus McDonell. Published by spiritandsong.com®, a division of OCP, 5536 Hassalo, Portland, OR 97213. All rights reserved.

*2nd and 3rd time only.

PRAISE THE LORD, JERUSALEM (Drums), pg. 2 of 5

Praise the Lord, Je - ru - sa - lem. Praise the Lord, Je - ru - sa - lem.

The first system features a vocal line in treble clef with a key signature of three sharps (F#, C#, G#) and a 4/4 time signature. The lyrics are "Praise the Lord, Je - ru - sa - lem. Praise the Lord, Je - ru - sa - lem." The drum line is in bass clef and includes a snare drum part with eighth-note patterns and a bass drum part with quarter notes. A large, bold, black letter 'W' is superimposed over the drum line.

O ——— praise the Lord, ——— Je - ru - sa - lem.

Fill ——— to Verses

The second system continues the vocal line with the lyrics "O ——— praise the Lord, ——— Je - ru - sa - lem." The drum line includes a snare drum part with eighth-note patterns and a bass drum part with quarter notes. A large, bold, black letter 'L' is superimposed over the drum line.

Last time

O ——— praise the Lord, ——— Je - ru - sa ———

Last time

Fill ——— to Verses

The third system features a vocal line with the lyrics "O ——— praise the Lord, ——— Je - ru - sa ———". The drum line includes a snare drum part with eighth-note patterns and a bass drum part with quarter notes. A large, bold, black letter 'R' is superimposed over the drum line.

molto

O ——— praise the Lord ——— - ru - sa - lem. ———

Fine

molto rit.

Fine

The fourth system features a vocal line with the lyrics "O ——— praise the Lord ——— - ru - sa - lem. ———". The drum line includes a snare drum part with eighth-note patterns and a bass drum part with quarter notes. A large, bold, black letter 'S' is superimposed over the drum line.

PRAISE THE LORD, JERUSALEM (Drums), pg. 3 of 5

VERSE 1

1. Glo - ri - fy _____ the Lord, _____ O Je - ru - sa - lem; _____

Rim on snare

1. praise your God, O Zi - _____

Fill

1. For he has strength - ened _____ the bars _____ of your gates, _____

1. and he has left _____ your children w - in _____ you. _____

Fill

D.S.

D.S.

PRAISE THE LORD, JERUSALEM (Drums), pg. 4 of 5

VERSE 2

2. He has grant - ed peace in your bor - ders; _____

The first system of music for Verse 2. The vocal line is in treble clef with a key signature of three sharps (F#, C#, G#) and a common time signature. The lyrics are "2. He has grant - ed peace in your bor - ders; _____". The drum line is in bass clef and includes a snare drum part with a pattern of eighth notes and rests, and a bass drum part with a pattern of quarter notes and rests. There are repeat signs at the end of the drum line.

2. with the best _____ of _____ he fills you. _____

The second system of music for Verse 2. The vocal line continues with the lyrics "2. with the best _____ of _____ he fills you. _____". The drum line continues with the same pattern as the first system, ending with repeat signs.

2. He sends forth his com - mand to _____ earth. _____

The third system of music for Verse 2. The vocal line continues with the lyrics "2. He sends forth his com - mand to _____ earth. _____". The drum line continues with the same pattern, ending with repeat signs.

2. O, how swift - ly r - _____ his word _____


Fill

3 D.S.

The fourth system of music for Verse 2. The vocal line continues with the lyrics "2. O, how swift - ly r - _____ his word _____". The drum line continues with the same pattern, ending with a triplet of eighth notes and a double bar line. The text "Fill" is written above the drum line, and "3 D.S." is written below it.


VERSE 3

3. He has pro-claimed ___ his word ___ to Ja - cob, ___



3. his stat-utes and ___ his or-di-nan - ces ___ to - ra - el. ___

Fill ³



3. He has not done ___ this for an - y na - tion; ___ his

Fill



3. or - di - nan - ces he ___ has not made kno ___ to them. ___

Fill ³ *D.S. al fine*

