

Come to the Water

Grayson Warren Brown
Arranged by Val Parker
and Grayson Warren Brown

INTRO (♩ = ca. 82)

Keyboard

Chords: Eb, Gm7, Bb7, Cm, Cm/Bb

Chords: Ab6, Bb7, Eb, Fm/Bb

VERSES

Soprano

1-3. Come _____ to the wa - ter,

Alto

1. Come to the wa - ter,
 2. Come to the wa - ter,
 3. Come to the wa - ter,

Tenor

Bass

Chords: Eb, Bb/D, Cm, Cm/Bb

1-3. all _____ who are

1. all _____ who _____ are thirs - ty;
 2. all _____ who _____ are lad - en;
 3. all _____ who _____ are bro - ken;

The first system of music features a vocal line in the treble clef and a piano accompaniment in the bass clef. The key signature has two flats (B-flat and E-flat). The vocal line consists of a series of quarter notes: G4, A4, Bb4, C5, Bb4, A4, G4. The piano accompaniment consists of a steady bass line of quarter notes: G3, Bb3, G3, Bb3, G3, Bb3, G3.

Fm/A \flat B \flat E \flat /B \flat B \flat 7 E \flat Fm/E \flat E \flat Fm/B \flat

The second system of music shows the piano accompaniment for the first system. It features a treble clef and a bass clef. The key signature remains two flats. The piano part consists of chords and moving lines. The chords are labeled above the staff: Fm/A \flat , B \flat , E \flat /B \flat , B \flat 7, E \flat , Fm/E \flat , E \flat , and Fm/B \flat . The bass line continues with quarter notes: G3, Bb3, G3, Bb3, G3, Bb3, G3.

1-3. come _____

1. come _____ and re - ceive the
 2. come _____ to the Lord, for
 3. come _____ and re - ceive new

The third system of music features a vocal line in the treble clef and a piano accompaniment in the bass clef. The key signature has two flats. The vocal line consists of a series of quarter notes: G4, A4, Bb4, C5, Bb4, A4, G4. The piano accompaniment consists of a steady bass line of quarter notes: G3, Bb3, G3, Bb3, G3, Bb3, G3.

E \flat Gm7 B \flat 7 Cm Cm/B \flat

The fourth system of music shows the piano accompaniment for the third system. It features a treble clef and a bass clef. The key signature remains two flats. The piano part consists of chords and moving lines. The chords are labeled above the staff: E \flat , Gm7, B \flat 7, Cm, and Cm/B \flat . The bass line continues with quarter notes: G3, Bb3, G3, Bb3, G3, Bb3, G3.

1. gifts wait - ing for you. _____
 2. God's call - ing to you. _____
 3. life in the Lord. _____

Fm/Ab F7/A Eb/Bb Bb

1. All who are hun - gry,
 2. Bring all your bur - dens,
 3. Here live out the prom - ise

Bbm7 C7(b9) Fm Eb/G

1. all _____ who have noth - ing, _____
 2. bring all of your sor - rows, _____
 3. made _____ to _____ Da - vid; _____

Abm Bb7(b9) B°7 Cm Bb/D

1-2. come _____ to the wa - ter, _____ drink _____
 3. come _____ and be blessed and drink _____

1. come _____ to the wa - ter, _____ drink _____
 2. come _____ to the wa - ter, _____ drink _____
 3. come _____ and be blessed and drink _____

Eb Gm7 Bb7 Cm Cm/Bb Ab6

1-3. _____ of the	1-2 Lord.	Final 3. Lord. _____
-------------------	--------------	-------------------------

D.S.

1. of the Lord.
2. of the Lord.
3. of the



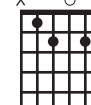



3. Lord. _____

B \flat 7	1-2 E \flat	Final E \flat
-------------	------------------	--------------------

D.S.

Fm/B \flat B \flat

Preview

A7 \flat 9	A/C \sharp	A \sharp o7	B7 \flat 9	E7/G \sharp	Em/D
x o	x x	x o o	x	o o o	x x o o o o
					

Come to the Water

(Guitar/Vocal)

Grayson Warren Brown
Arranged by Val Parker
and Grayson Warren Brown

INTRO (♩ = ca. 82)

Capo 1: (D) (F#m7) (A7) (Bm) (Bm/A) (G6)
E♭ Gm7 B♭7 Cm Cm/B♭ A♭6

(Keyboard)

VERSES

(A7) (D) (Em/A) (D) (A/C#) (Bm) (Bm/A)
B♭7 E♭ Fm/B♭ E♭ B♭/D Cm Cm/B♭

1. Come _____ to the wa - ter,
2. Come _____ to the wa - ter,
3. Come _____ to the wa - ter,

(Em/G) (A) (D/A) (A7) (D) (Em/D) (D) (Em/A) (D) (F#m7) (A7)
Fm/A♭ B♭ E♭/B♭ B♭7 E♭ Fm/E♭ E♭ Fm/B♭ E♭ Gm7 B♭7

1. all _____ who are thirs - ty; come _____ and re -
2. all _____ who are lad - en; come _____ to the
3. all _____ who are bro - ken; come _____ and re -

(Bm) (Bm/A) (Em/G) (E7/G#) (D/A) (A)
Cm Cm/B♭ Fm/A♭ F7/A E♭/B♭ B♭

1. ceive the gifts wait - ing for you. _____
2. Lord, for God's call - ing to you. _____
3. ceive new life in the Lord. _____

(Am7) (B7(b9)) (Em) (D/F#) (Gm) (A7(b9)) (A#°7)
B♭m7 C7(b9) Fm E♭/G A♭m B♭7(b9) B°7

1. All _____ who are hun - gry, all _____ who have
2. Bring _____ all your bur - dens, bring all of your
3. Here live out the prom - ise made _____ to _____

(Bm) (A/C#) (D) (F#m7) (A7) (Bm) (Bm/A)
Cm B♭/D E♭ Gm7 B♭7 Cm Cm/B♭

1. noth - ing, come _____ to the wa - ter,
2. sor - rows, come _____ to the wa - ter,
3. Da - vid; come _____ and be blessed and

(G6) (A7) 1-2 (D) (Em/A) (A) Final
A♭6 B♭7 E♭ Fm/B♭ B♭ D.S. E♭

- 1-3. drink _____ of the Lord.
3. Lord. _____

Assembly Edition

COME TO THE WATER

Grayson Warren Brown



1. Come _____ to the wa - ter, all _____ who are
2. Come _____ to the wa - ter, all _____ who are
3. Come _____ to the wa - ter, all _____ who are



1. thirs - ty; come _____ and re - ceive the gifts
2. lad - en; come _____ to the Lord, for God's
3. bro - ken; come _____ and re - ceive new life



1. wait - ing for you. _____ All _____ who are hun -
2. call - ing to you. _____ Bring _____ all your bur -
3. in the _____ Lord. _____ Here live out the prom -



1. gry, all _____ who have noth - ing, come _____ to the
2. dens, bring all of your sor - rows, come _____ to the
3. ise made _____ to _____ Da - vid; come _____ and be



1. wa - ter, drink _____ of the Lord.
2. wa - ter, drink _____ of the Lord.
3. blessed and drink _____ of the Lord.

© 1999, Grayson Warren Brown. Published by OCP, 5536 NE Hassalo, Portland, OR 97213.
All rights reserved.

For reprint permissions, please visit OneLicense.net or contact us at 1-800-663-1501.